

# MaxMotion

## IEC PERFORMANCE DATA SHEET IEC Efficiency Level IE3

Catalog #: **IJC280M-4-47**

HP	kW	Voltage	L.R. Amps	Efficiency	Power Factor	Service Factor	Frame	Design
125,00	93,25	460 / 796	911,20	95,4%	0,87	1,15	280M	N

60 Hz								
FLA							Is/In	F.L. RPM
208	230	333	460	575	796	990		
/	/	/	136,00	/	78,60	/	6,7	1785

50 Hz								
FLA						Efficiency	Is/In	F.L. RPM
190	380	400	415	660	725			
/	165,00	156,75	151,00	95,04	86,37	95,2%	6,7	1486

Wgt. Lbs	PH	Duty	Insul. Class	Ambient Temp.	Elevation	Temp. Rise° C
1409	3	S1	H	40°C	1000 M	70

% Efficiency		% Power Factor		Torque			Protector Type	Winding Resist. Ω
Full Load:	95,4%	Full Load:	0,87	FLT ft.lbs	60Hz	50Hz		
3/4 Load:	91,6%	3/4 Load:	0,74	LRT %	220	220	PTC-150°C	-
1/2 Load:	83,1%	1/2 Load:	0,56	BDT %	230	230		

Rotor Inertia Wk2 Lb-Ft2	Max Load Inertia Wk2 Lb-Ft2	Shaft Material	Frame Material	DE Bracket Type	ODE Bracket Type	Mounting	Enclosure	Protection
-	-	Standard	Cast Iron	Standard	Standard	B3	TEFC	IP55

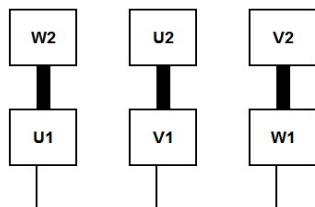
Ball Bearings		Grease	Mount Type	Orientation	Cold Start (Secs)	Paint
DE	ODE					
6317-C3	6317-C3	Mobil PolyRexEM	Rigid	Horizontal	15	Red

Inverter Duty. Motor meets MG1 parts 31.4.4.2	Constant Torque Range	Variable Torque Range
	10:1	20:1

**WIRING CONNECTION DIAGRAM : E**

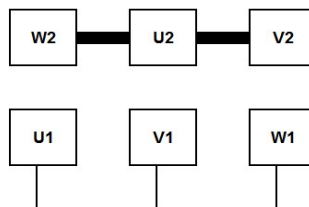
**IEC Frames 200L - 355L, Dual Voltage**  
460 / 796 VAC, 6 posts, 6 leads, Δ / Y Connection

Low Voltage (460 Vac)  
6 Leads Δ 6 posts



Line

High Voltage (796 Vac)  
6 Leads Y 6 posts



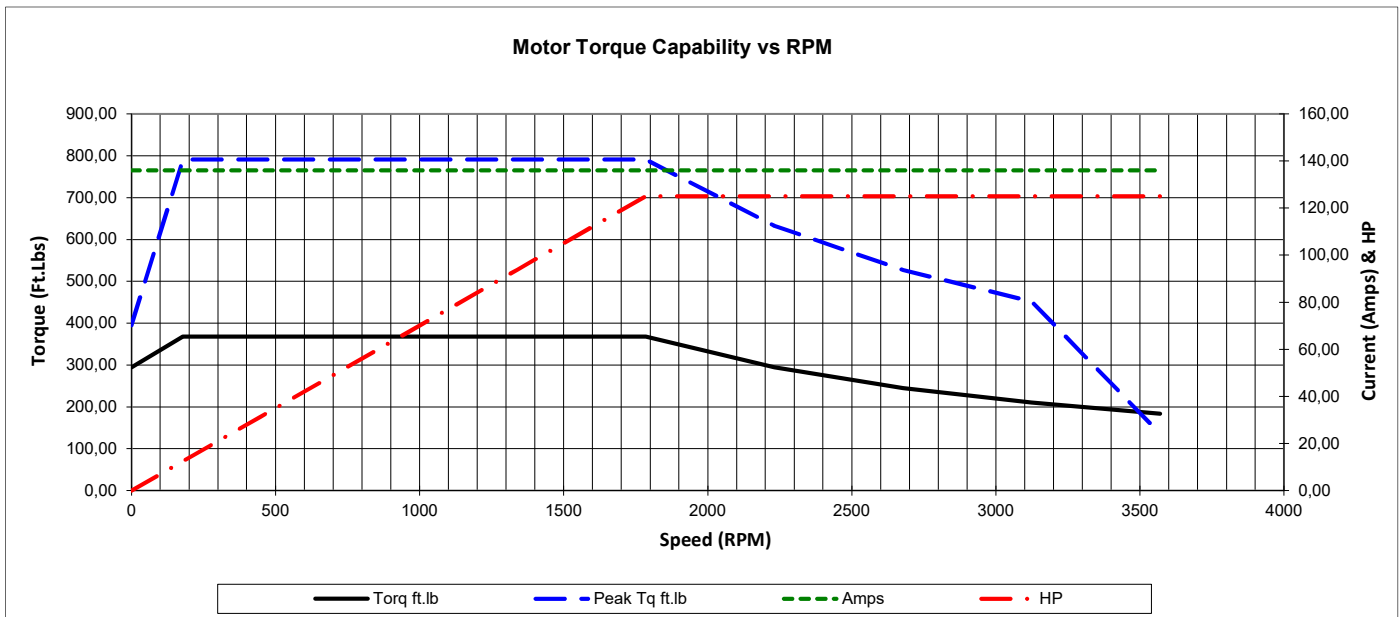
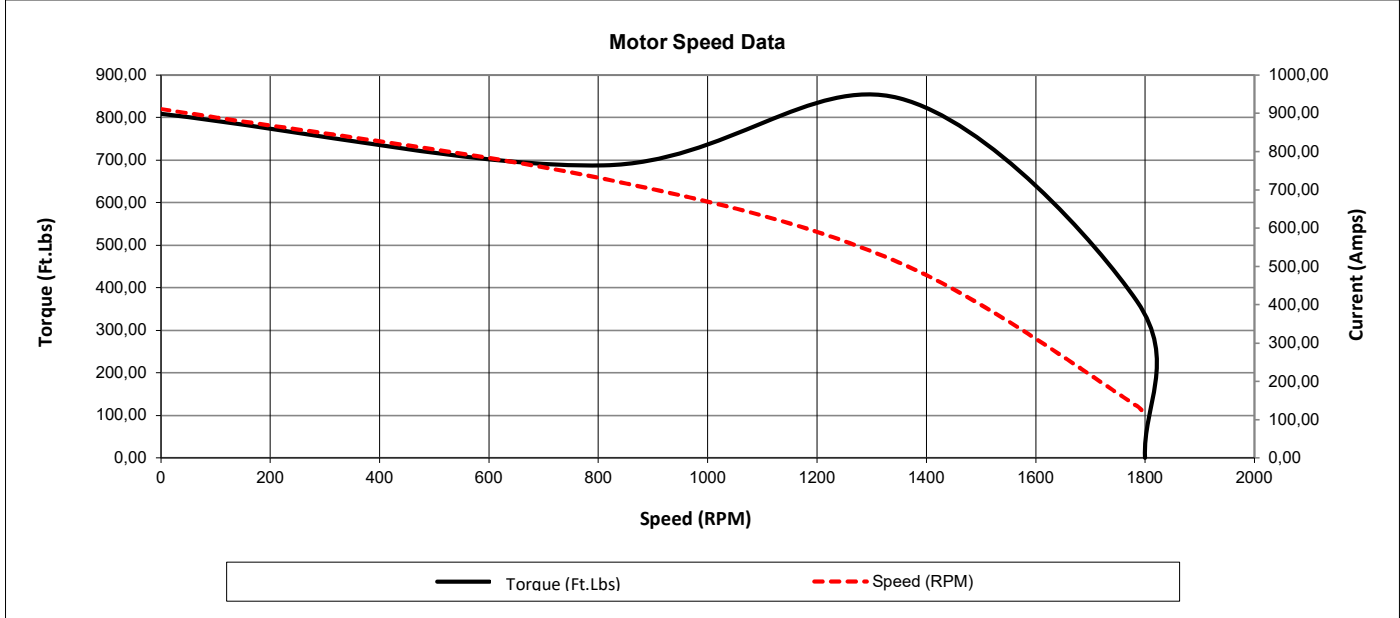
Line



Date: 25 janvier, 2024  
 Customer: \_\_\_\_\_  
 Contact: \_\_\_\_\_  
 Submittee: J.C. Lavallée

Catalogue #: IJC280M-4-47

IEC Efficiency Level IE3											
HP	Kw	VAC	RPM	Enclosure	Frame	Frequency	Design	Poles	LR Is/In	Insulation Class	Temp. Rise °C
125,00	93,25	460 / 796	1785	TEFC	280M	60	N	4	6,7	H	70
	0Hz	6Hz	15Hz	30Hz	45Hz	60Hz	75Hz	90Hz	105Hz	120Hz	
Amps	136,00	136,00	136,00	136,00	136,00	136,00	136,00	136,00	136,00	136,00	136,00
RPM	0	179	446	893	1339	1785	2231	2678	3124	3570	
Torq ft.lb	294,23	367,79	367,79	367,79	367,79	367,79	294,23	245,19	210,16	183,89	
Peak Tq ft.lb	395,37	790,74	790,74	790,74	790,74	790,74	632,59	527,16	451,85	136,00	
HP	0,00	12,50	31,25	62,50	93,75	125,00	125,00	125,00	125,00	125,00	
	Locked Rotor	Pull-Up	Breakdown	Rated Load	Idle	Duty	S. F.	Ambient	Elevation	dBA @ 1M	
Speed (RPM)	0	810	1350	1785	1800	S1	1,15	40°C	3,300 ft	-	
Current (Amps)	911,20	728,96	510,27	136,00	109,85	VFD Rating: Meets MG1 parts 31.4.4.2					
Torque (ft-lbs)	809,13	687,76	845,91	367,79	0,0	CT :	10:1	VT :	20:1		



Date: **25 janvier, 2024**  
 Customer: \_\_\_\_\_  
 Contact: \_\_\_\_\_  
 Submittee: **J.C. Lavallée**

Catalogue #: **IJC280M-4-47**

IEC Efficiency Level IE3											
HP	Kw	VAC	RPM	Enclosure	Frame	Frequency	Design	Poles	LR Is/In	Insulation Class	Temp. Rise °C
125,00	93,25	460 / 796	1785	TEFC	280M	60	N	4	6,7	H	70

Load %	0%	25%	50%	75%	100%	125%	150%
Amps	109,85	109,85	120,31	125,54	136,00	156,92	198,77
Torq ft/lbs	0	91,37	183,12	275,26	367,79	479,39	615,72
RPM	0	1796	1793	1789	1785	1712	1599
Eff %	0	62,2	83,1	91,6	95,4	92,9	85,4
PF %	0	39,8	56,4	73,5	87,0	89,6	91,4

	Locked Rotor	Pull-Up	Breakdown	Rated Load	Idle	Duty	S. F.	Ambient	Elevation	dBA @ 1M
Speed (RPM)	0	810	1350	1785	1800	S1	1,15	40°C	3,300 ft	-
Current (Amps)	911,20	728,96	510,27	136,00	109,85	<b>VFD Rating: Meets MG1 parts 31.4.4.2</b>				
Torque (ft-lbs)	809,13	687,76	845,91	367,79	0,0	CT :	10:1	VT :	20:1	

